

4

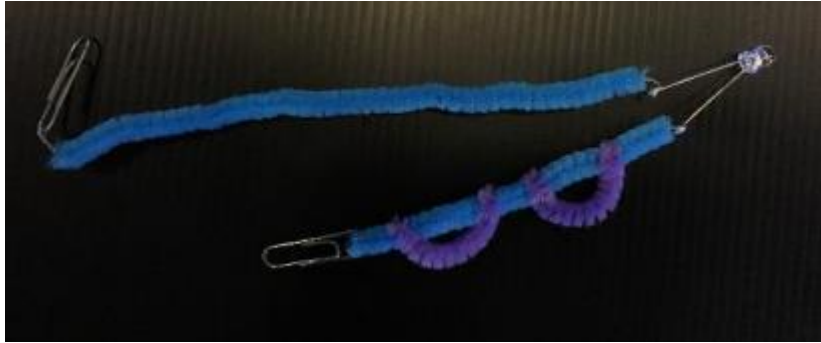
MAKE A FURRY CIRCUIT



Manual for Soldering Kit Activities

STEP 1:

Start.




STEP 2:

Bend the furry wire into a car shape.




STEP 3:

Place the coin cell between the paper clips.



STEP 4:

Wind the paper tape around the cell so that it doesn't get loose.



STEP 5:

Add the windows to your car.



STEP 6:

Ready to go.

